

注意：考試開始鈴響前，不得翻閱試題，
並不得書寫、畫記、作答。


國立清華大學 109 學年度碩士班考試入學試題

系所班組別：計量財務金融學系
乙組(財務工程組)

科目代碼：5002

考試科目：統計學

— 作答注意事項 —

1. 請核對答案卷(卡)上之准考證號、科目名稱是否正確。
2. 作答中如有發現試題印刷不清，得舉手請監試人員處理，但不得要求解釋題意。
3. 考生限在答案卷上標記「由此開始作答」區內作答，且不可書寫姓名、准考證號或與作答無關之其他文字或符號。
4. 答案卷用盡不得要求加頁。
5. 答案卷可用任何書寫工具作答，惟為方便閱卷辨識，請儘量使用藍色或黑色書寫；答案卡限用 2B 鉛筆畫記；如畫記不清(含未依範例畫記)致光學閱讀機無法辨識答案者，其後果一律由考生自行負責。
6. 其他應考規則、違規處理及扣分方式，請自行詳閱准考證明上「國立清華大學試場規則及違規處理辦法」，無法因本試題封面作答注意事項中未列明而稱未知悉。

國立清華大學 109 學年度碩士班考試入學試題

系所班組別：計量財務金融學系碩士班甲組、乙組

考試科目（代碼）：統計學（4902）（5002）

共 5 頁，第 1 頁*請在【答案卷】作答

1. Suppose X_1, X_2, \dots, X_n are drawn from independent and identical normal distribution $N(\mu, \sigma^2)$.

$$\bar{X} = \frac{\sum_{i=1}^n X_i}{n}, \quad s^2 = \frac{\sum_{i=1}^n (X_i - \bar{X})^2}{n-1}$$

- (a) Prove that $E(s^2) = \sigma^2$. (10%)

- (b) Define that $W = \frac{\sum_{i=1}^n (X_i - \mu)(\bar{X} - \mu)}{\sigma^2}$. What is the distribution of W variable? (10%)

2. Suppose X_1, X_2, \dots, X_n are drawn from independent and identical normal distribution $N(\mu, \sigma^2)$. There are two unbiased estimators

$$\hat{\mu}_1 = \frac{1}{4}(X_1 + 0.5X_2 + 1.5X_3 + X_4) \quad \text{and} \quad \hat{\mu}_2 = \frac{1}{4}(0.5X_1 + X_2 + X_3 + 1.5X_4) \quad \text{for } \mu.$$

Compute the correlation coefficient between $\hat{\mu}_1$ and $\hat{\mu}_2$. (20%)

3. You plan to conduct a marketing experiment in which students are to taste one of two different brands of soft drink. Their task is to correctly identify the brand tasted. You select a random sample of 100 students and assume that the students have no ability to distinguish between the two brands. (Hint: If an individual has no ability to distinguish between the two soft drinks, then the two brands are equally likely to be selected.)

- a. What is the probability that the sample will have between 50% and 60% of the identifications correct? (5%)
- b. The probability is 90% that the sample percentage is contained within what symmetrical limits of the population percentage?(10%)
- c. Which is more likely to occur—more than 65% correct identifications in the sample of 100 or more than 55% correct identifications in a sample of 500? Explain.(5%)

國立清華大學 109 學年度碩士班考試入學試題

系所班組別：計量財務金融學系碩士班甲組、乙組

考試科目（代碼）：統計學（4902）（5002）

共__5__頁，第__2__頁*請在【答案卷】作答

4. The per-store daily customer count (i.e., the mean number of customers in a store in one day) for a nationwide convenience store chain that operates nearly 10,000 stores has been steady, at 900, for some time. To increase the customer count, the chain is considering cutting prices for coffee beverages by approximately half. The small size will now be \$0.59 instead of \$0.99, and the medium size will be \$0.69 instead of \$1.19. Even with this reduction in price, the chain will have a 40% gross margin on coffee. To test the new initiative, the chain has reduced coffee prices in a sample of 36 stores, where customer counts have been running almost exactly at the national average of 900. After four weeks, the sample stores stabilize at a mean customer count of 964 and a standard deviation of 105. This increase seems like a substantial amount to you, but it also seems like a pretty small sample. Do you think reducing coffee prices is a good strategy for increasing the mean customer count?
- State the null and alternative hypotheses and explain the meaning of the Type I and Type II errors in the context of this scenario. (5%)
 - At the 0.05 level of significance, is there evidence that reducing coffee prices is a good strategy for increasing the mean customer count? (5%)
 - Using normal distribution instead of student's t distribution, what is the probability of the Type II error if the true mean is 950. (5%)
 - How would it be possible to lower the chance of the Type I and Type II errors? (5%)

國立清華大學 109 學年度碩士班考試入學試題

系所班組別：計量財務金融學系碩士班甲組、乙組

考試科目（代碼）：統計學（4902）（5002）

共 5 頁，第 3 頁*請在【答案卷】作答

5. The owner of a restaurant serving Continental-style entrees has the business objective of learning more about the patterns of patron demand during the Friday-to-Sunday weekend time period. Data were collected from 630 customers on the type of entree and dessert ordered and organized into the following table:

| TYPE OF DESSERT | TYPE OF ENTRÉE | | | | Total |
|--------------------|----------------|---------|------|-------|-------|
| | Beef | Poultry | Fish | Pasta | |
| Ice cream | 13 | 8 | 12 | 14 | 47 |
| Cake | 98 | 12 | 29 | 6 | 145 |
| Fruit | 8 | 10 | 6 | 2 | 26 |
| None | 124 | 98 | 149 | 41 | 412 |
| Total | 243 | 128 | 196 | 63 | 630 |

At the 0.05 level of significance, is there evidence of a relationship between type of dessert and type of entree? (20%)

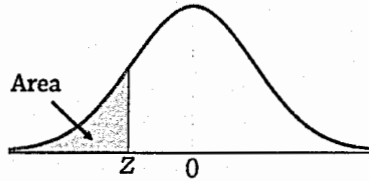
(Critical Value: $\chi^2_{0.05,9} = 16.919$, $\chi^2_{0.05,12} = 21.026$, $\chi^2_{0.05,16} = 26.296$)

國立清華大學 109 學年度碩士班考試入學試題

系所班組別：計量財務金融學系碩士班甲組、乙組

考試科目（代碼）：統計學（4902）（5002）

共 5 頁，第 4 頁*請在【答案卷】作答



| z | 0.00 | 0.01 | 0.02 | 0.03 | 0.04 | 0.05 | 0.06 | 0.07 | 0.08 | 0.09 |
|------|--------|--------|--------|--------|--------|--------|--------|--------|--------|--------|
| -3.4 | 0.0003 | 0.0003 | 0.0003 | 0.0003 | 0.0003 | 0.0003 | 0.0003 | 0.0003 | 0.0003 | 0.0002 |
| -3.3 | 0.0005 | 0.0005 | 0.0005 | 0.0004 | 0.0004 | 0.0004 | 0.0004 | 0.0004 | 0.0004 | 0.0003 |
| -3.2 | 0.0007 | 0.0007 | 0.0006 | 0.0006 | 0.0006 | 0.0006 | 0.0006 | 0.0005 | 0.0005 | 0.0005 |
| -3.1 | 0.0010 | 0.0009 | 0.0009 | 0.0009 | 0.0008 | 0.0008 | 0.0008 | 0.0008 | 0.0007 | 0.0007 |
| -3.0 | 0.0013 | 0.0013 | 0.0013 | 0.0012 | 0.0012 | 0.0011 | 0.0011 | 0.0011 | 0.0010 | 0.0010 |
| -2.9 | 0.0019 | 0.0018 | 0.0018 | 0.0017 | 0.0016 | 0.0016 | 0.0015 | 0.0015 | 0.0014 | 0.0014 |
| -2.8 | 0.0026 | 0.0025 | 0.0024 | 0.0023 | 0.0023 | 0.0022 | 0.0021 | 0.0021 | 0.0020 | 0.0019 |
| -2.7 | 0.0035 | 0.0034 | 0.0033 | 0.0032 | 0.0031 | 0.0030 | 0.0029 | 0.0028 | 0.0027 | 0.0026 |
| -2.6 | 0.0047 | 0.0045 | 0.0044 | 0.0043 | 0.0041 | 0.0040 | 0.0039 | 0.0038 | 0.0037 | 0.0036 |
| -2.5 | 0.0062 | 0.0060 | 0.0059 | 0.0057 | 0.0055 | 0.0054 | 0.0052 | 0.0051 | 0.0049 | 0.0048 |
| -2.4 | 0.0082 | 0.0080 | 0.0078 | 0.0075 | 0.0073 | 0.0071 | 0.0069 | 0.0068 | 0.0066 | 0.0064 |
| -2.3 | 0.0107 | 0.0104 | 0.0102 | 0.0099 | 0.0096 | 0.0094 | 0.0091 | 0.0089 | 0.0087 | 0.0084 |
| -2.2 | 0.0139 | 0.0136 | 0.0132 | 0.0129 | 0.0125 | 0.0122 | 0.0119 | 0.0116 | 0.0113 | 0.0110 |
| -2.1 | 0.0179 | 0.0174 | 0.0170 | 0.0166 | 0.0162 | 0.0158 | 0.0154 | 0.0150 | 0.0146 | 0.0143 |
| -2.0 | 0.0228 | 0.0222 | 0.0217 | 0.0212 | 0.0207 | 0.0202 | 0.0197 | 0.0192 | 0.0188 | 0.0183 |
| -1.9 | 0.0287 | 0.0281 | 0.0274 | 0.0268 | 0.0262 | 0.0256 | 0.0250 | 0.0244 | 0.0239 | 0.0233 |
| -1.8 | 0.0359 | 0.0351 | 0.0344 | 0.0336 | 0.0329 | 0.0322 | 0.0314 | 0.0307 | 0.0301 | 0.0294 |
| -1.7 | 0.0446 | 0.0436 | 0.0427 | 0.0418 | 0.0409 | 0.0401 | 0.0392 | 0.0384 | 0.0375 | 0.0367 |
| -1.6 | 0.0548 | 0.0537 | 0.0526 | 0.0516 | 0.0505 | 0.0495 | 0.0485 | 0.0475 | 0.0465 | 0.0455 |
| -1.5 | 0.0668 | 0.0655 | 0.0643 | 0.0630 | 0.0618 | 0.0606 | 0.0594 | 0.0582 | 0.0571 | 0.0559 |
| -1.4 | 0.0808 | 0.0793 | 0.0778 | 0.0764 | 0.0749 | 0.0735 | 0.0721 | 0.0708 | 0.0694 | 0.0681 |
| -1.3 | 0.0968 | 0.0951 | 0.0934 | 0.0918 | 0.0901 | 0.0885 | 0.0869 | 0.0853 | 0.0838 | 0.0823 |
| -1.2 | 0.1151 | 0.1131 | 0.1112 | 0.1093 | 0.1075 | 0.1056 | 0.1038 | 0.1020 | 0.1003 | 0.0985 |
| -1.1 | 0.1357 | 0.1335 | 0.1314 | 0.1292 | 0.1271 | 0.1251 | 0.1230 | 0.1210 | 0.1190 | 0.1170 |
| -1.0 | 0.1587 | 0.1562 | 0.1539 | 0.1515 | 0.1492 | 0.1469 | 0.1446 | 0.1423 | 0.1401 | 0.1379 |
| -0.9 | 0.1841 | 0.1814 | 0.1788 | 0.1762 | 0.1736 | 0.1711 | 0.1685 | 0.1660 | 0.1635 | 0.1611 |
| -0.8 | 0.2119 | 0.2090 | 0.2061 | 0.2033 | 0.2005 | 0.1977 | 0.1949 | 0.1922 | 0.1894 | 0.1867 |
| -0.7 | 0.2420 | 0.2389 | 0.2358 | 0.2327 | 0.2296 | 0.2266 | 0.2236 | 0.2206 | 0.2177 | 0.2148 |
| -0.6 | 0.2743 | 0.2709 | 0.2676 | 0.2643 | 0.2611 | 0.2578 | 0.2546 | 0.2514 | 0.2483 | 0.2451 |
| -0.5 | 0.3085 | 0.3050 | 0.3015 | 0.2981 | 0.2946 | 0.2912 | 0.2877 | 0.2843 | 0.2810 | 0.2776 |
| -0.4 | 0.3446 | 0.3409 | 0.3372 | 0.3336 | 0.3300 | 0.3264 | 0.3228 | 0.3192 | 0.3156 | 0.3121 |
| -0.3 | 0.3821 | 0.3783 | 0.3745 | 0.3707 | 0.3669 | 0.3632 | 0.3594 | 0.3557 | 0.3520 | 0.3483 |
| -0.2 | 0.4207 | 0.4168 | 0.4129 | 0.4090 | 0.4052 | 0.4013 | 0.3974 | 0.3936 | 0.3897 | 0.3859 |
| -0.1 | 0.4602 | 0.4562 | 0.4522 | 0.4483 | 0.4443 | 0.4404 | 0.4364 | 0.4325 | 0.4286 | 0.4247 |
| -0.0 | 0.5000 | 0.4960 | 0.4920 | 0.4880 | 0.4840 | 0.4801 | 0.4761 | 0.4721 | 0.4681 | 0.4641 |

國立清華大學 109 學年度碩士班考試入學試題

系所班組別：計量財務金融學系碩士班 甲組、乙組

考試科目（代碼）：統計學（4902）（5002）

共 5 頁，第 5 頁

*請在【答案卷】作答

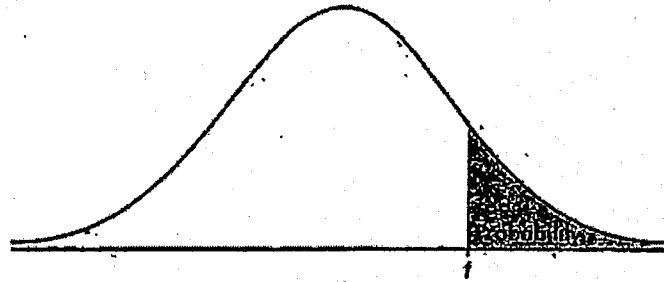


TABLE B: t -DISTRIBUTION CRITICAL VALUES

| df | Tail probability p | | | | | | | | | | | |
|----------|----------------------|-------|-------|-------|-------|-------|-------|-------|-------|-------|-------|-------|
| | .25 | .20 | .15 | .10 | .05 | .025 | .02 | .01 | .005 | .0025 | .001 | .0005 |
| 1 | 1.000 | 1.376 | 1.963 | 3.078 | 6.314 | 12.71 | 15.89 | 31.82 | 63.66 | 127.3 | 318.3 | 636.6 |
| 2 | .816 | 1.061 | 1.386 | 1.886 | 2.920 | 4.303 | 4.849 | 6.965 | 9.925 | 14.09 | 22.33 | 31.60 |
| 3 | .765 | .978 | 1.250 | 1.638 | 2.353 | 3.182 | 3.482 | 4.541 | 5.841 | 7.453 | 10.21 | 12.92 |
| 4 | .741 | .941 | 1.190 | 1.533 | 2.132 | 2.776 | 2.999 | 3.747 | 4.604 | 5.598 | 7.173 | 8.610 |
| 5 | .727 | .920 | 1.156 | 1.476 | 2.015 | 2.571 | 2.757 | 3.365 | 4.032 | 4.773 | 5.893 | 6.869 |
| 6 | .718 | .906 | 1.134 | 1.440 | 1.943 | 2.447 | 2.612 | 3.143 | 3.707 | 4.317 | 5.208 | 5.959 |
| 7 | .711 | .896 | 1.119 | 1.415 | 1.895 | 2.365 | 2.517 | 2.998 | 3.499 | 4.029 | 4.785 | 5.408 |
| 8 | .706 | .889 | 1.108 | 1.397 | 1.860 | 2.306 | 2.449 | 2.896 | 3.355 | 3.833 | 4.501 | 5.041 |
| 9 | .703 | .883 | 1.100 | 1.383 | 1.833 | 2.262 | 2.398 | 2.821 | 3.250 | 3.690 | 4.297 | 4.781 |
| 10 | .700 | .879 | 1.093 | 1.372 | 1.812 | 2.228 | 2.359 | 2.764 | 3.169 | 3.581 | 4.144 | 4.587 |
| 11 | .697 | .876 | 1.088 | 1.363 | 1.796 | 2.201 | 2.328 | 2.718 | 3.106 | 3.497 | 4.025 | 4.437 |
| 12 | .695 | .873 | 1.083 | 1.356 | 1.782 | 2.179 | 2.303 | 2.681 | 3.055 | 3.428 | 3.930 | 4.318 |
| 13 | .694 | .870 | 1.079 | 1.350 | 1.771 | 2.160 | 2.282 | 2.650 | 3.012 | 3.372 | 3.852 | 4.221 |
| 14 | .692 | .868 | 1.076 | 1.345 | 1.761 | 2.145 | 2.264 | 2.624 | 2.977 | 3.326 | 3.787 | 4.140 |
| 15 | .691 | .866 | 1.074 | 1.341 | 1.753 | 2.131 | 2.249 | 2.602 | 2.947 | 3.286 | 3.733 | 4.073 |
| 16 | .690 | .865 | 1.071 | 1.337 | 1.746 | 2.120 | 2.235 | 2.583 | 2.921 | 3.252 | 3.686 | 4.015 |
| 17 | .689 | .863 | 1.069 | 1.333 | 1.740 | 2.110 | 2.224 | 2.567 | 2.898 | 3.222 | 3.646 | 3.965 |
| 18 | .688 | .862 | 1.067 | 1.330 | 1.734 | 2.101 | 2.214 | 2.552 | 2.878 | 3.197 | 3.611 | 3.922 |
| 19 | .688 | .861 | 1.066 | 1.328 | 1.729 | 2.093 | 2.205 | 2.539 | 2.861 | 3.174 | 3.579 | 3.883 |
| 20 | .687 | .860 | 1.064 | 1.325 | 1.725 | 2.086 | 2.197 | 2.528 | 2.845 | 3.153 | 3.552 | 3.850 |
| 21 | .686 | .859 | 1.063 | 1.323 | 1.721 | 2.080 | 2.189 | 2.518 | 2.831 | 3.135 | 3.527 | 3.819 |
| 22 | .686 | .858 | 1.061 | 1.321 | 1.717 | 2.074 | 2.183 | 2.508 | 2.819 | 3.119 | 3.505 | 3.792 |
| 23 | .685 | .858 | 1.060 | 1.319 | 1.714 | 2.069 | 2.177 | 2.500 | 2.807 | 3.104 | 3.485 | 3.768 |
| 24 | .685 | .857 | 1.059 | 1.318 | 1.711 | 2.064 | 2.172 | 2.492 | 2.797 | 3.091 | 3.467 | 3.745 |
| 25 | .684 | .856 | 1.058 | 1.316 | 1.708 | 2.060 | 2.167 | 2.485 | 2.787 | 3.078 | 3.450 | 3.725 |
| 26 | .684 | .856 | 1.058 | 1.315 | 1.706 | 2.056 | 2.162 | 2.479 | 2.779 | 3.067 | 3.435 | 3.707 |
| 27 | .684 | .855 | 1.057 | 1.314 | 1.703 | 2.052 | 2.158 | 2.473 | 2.771 | 3.057 | 3.421 | 3.690 |
| 28 | .683 | .855 | 1.056 | 1.313 | 1.701 | 2.048 | 2.154 | 2.467 | 2.763 | 3.047 | 3.408 | 3.674 |
| 29 | .683 | .854 | 1.055 | 1.311 | 1.699 | 2.045 | 2.150 | 2.462 | 2.756 | 3.038 | 3.396 | 3.659 |
| 30 | .683 | .854 | 1.055 | 1.310 | 1.697 | 2.042 | 2.147 | 2.457 | 2.750 | 3.030 | 3.385 | 3.646 |
| 40 | .681 | .851 | 1.050 | 1.303 | 1.684 | 2.021 | 2.123 | 2.423 | 2.704 | 2.971 | 3.307 | 3.551 |
| 50 | .679 | .849 | 1.047 | 1.299 | 1.676 | 2.009 | 2.109 | 2.403 | 2.678 | 2.937 | 3.261 | 3.496 |
| 60 | .679 | .848 | 1.045 | 1.296 | 1.671 | 2.000 | 2.099 | 2.390 | 2.660 | 2.915 | 3.232 | 3.460 |
| 80 | .678 | .846 | 1.043 | 1.292 | 1.664 | 1.990 | 2.088 | 2.374 | 2.639 | 2.887 | 3.195 | 3.416 |
| 100 | .677 | .845 | 1.042 | 1.290 | 1.660 | 1.984 | 2.081 | 2.364 | 2.626 | 2.871 | 3.174 | 3.390 |
| 1000 | .675 | .842 | 1.037 | 1.282 | 1.646 | 1.962 | 2.056 | 2.330 | 2.581 | 2.813 | 3.098 | 3.300 |
| ∞ | .674 | .841 | 1.036 | 1.282 | 1.645 | 1.960 | 2.054 | 2.326 | 2.576 | 2.807 | 3.091 | 3.291 |
| | 50% | 60% | 70% | 80% | 90% | 95% | 96% | 98% | 99% | 99.5% | 99.8% | 99.9% |
| | Confidence level C | | | | | | | | | | | |